

REGIONAL DISTRICT OF CENTRAL OKANAGAN

BYLAW NO. 666

Being a bylaw to adopt the Regional District of Central Okanagan 1996-2000 Capital Expenditure Program

The Regional District of Central Okanagan in open meeting assembled, enacts as follows:


1. Schedule A attached hereto and made part of this bylaw is the Capital Expenditure Program for the Regional District of Central Okanagan for the years 1996-2000.
2. This bylaw may be cited as the "Regional District of Central Okanagan 1996-2000 Capital Expenditure Program Bylaw No. 666, 1996."

READ A FIRST TIME THIS 18th DAY OF MARCH, 1996.


READ A SECOND TIME THIS 18th DAY OF MARCH, 1996.

READ A THIRD TIME THIS 18th DAY OF MARCH, 1996.

RECONSIDERED AND ADOPTED THIS 18th DAY OF MARCH, 1996.



Chairperson




Secretary

I hereby certify the foregoing to be a true and correct copy of Bylaw No. 666, cited as the Okanagan 1996-2000 Capital Expenditure Program Bylaw No. 666, 1996" as read a third time by the Regional Board on the 8th day of March, 1996.


Dated at Kelowna, B.C. this 22nd day of March, 1996.

I hereby certify the foregoing to be a true and correct copy of Bylaw No. 666, cited as the "Regional District of Central Okanagan 1996-2000 Capital Expenditure Program Bylaw No. 666, 1996" as reconsidered and adopted by the Regional Board on the 18th day of March, 1996.

Dated at Kelowna, B.C. this 22nd day of March, 1996.



Secretary



Secretary

1996-2000 CAPITAL EXPENDITURE PROGRAM

GENERAL CAPITAL FUND

REVENUE

	1996	1997	1998	1999	2000
Provincial Grant	72,582				
Sale of Asset	15,000				
Transfer from Equipment					
Replacement Reserve Fund	376,544	35,000	75,000	13,900	3,500
Transfer from General Revenue Fund	247,000	135,650	47,050	20,150	49,850
Long Term Debt	725,000	1,500,000			
Total Revenue	1,436,126	1,670,650	122,050	34,050	53,350

EXPENDITURE

	1996	1997	1998	1999	2000
Administration		500	500	500	1,000
Finance	115,000	25,000	75,000		
Ellison Fire Protection		3,500	1,500	1,500	3,500
Joe Rich Fire Protection	8,000	1,700	1,700	1,700	900
North Westside Road Fire Protection	5,000	1,500	500	500	500
Wilson's Landing Fire Protection		1,750	750	750	750
Regional Rescue Service	165,126				
911 Emergency Telephone	138,000	100,000			
Building Inspection			16,000		
Dog Control	15,000		2,000		
Mosquito Control	12,000				
Planning	82,000	10,000			
Mount Boucherie Community Centre	6,000	2,000	2,000	2,000	2,000
Johnson-Bentley Aquatic Centre	28,500	5,000	5,000	5,000	5,000
Mount Boucherie Arena	505,000	1,500,000	3,000	3,000	3,000
Winfield Recreation Centre	12,000				
Regional Parks	311,000	10,000	12,400	12,400	35,000
Westside Community Parks		1,700	1,700	1,700	1,700
Winfield Senior Citizens Centre	10,000				
Westside Senior Citizens Centre	23,500	5,000		5,000	
Total Expenditure	1,436,126	1,667,650	122,050	34,050	53,350

1996-2000 CAPITAL EXPENDITURE PROGRAM

SEWER UTILITY CAPITAL FUND	1996	1997	1998	1999	2000
REVENUE					
Provincial Government Grants	2,000,000	600,000	600,000	600,000	600,000
Debt Financing	2,200,000				
	-----	-----	-----	-----	-----
	4,200,000	600,000	600,000	600,000	600,000
	-----	-----	-----	-----	-----
EXPENDITURE					
Westbank Sewer	1,200,000	600,000	600,000	600,000	600,000
Winfield Sewer	3,000,000				
	-----	-----	-----	-----	-----
	4,200,000	600,000	600,000	600,000	600,000
	=====	=====	=====	=====	=====

WATER UTILITY CAPITAL FUND	1996	1997	1998	1999	2000
REVENUE					
Provincial Grants	400,000				
Debt Financing	200,000				
	-----	-----	-----	-----	-----
	600,000				
	-----	-----	-----	-----	-----
EXPENDITURE					
Oyama Water	600,000				
	-----	-----	-----	-----	-----
	600,000				
	=====	=====	=====	=====	=====