

How to Use Your Carts

All materials must fit within the carts completely with lids closed; no extra materials outside the carts will be collected (except Tag A Bags; see p.3).*

	Preparation	Accepted	Not Accepted
<p>GARBAGE: Grey Lid WEEKLY curbside collection of garbage.</p>	<p>Garbage only. Yard and garden waste and recyclables are not permitted in garbage carts (grey lid).</p>	<ul style="list-style-type: none"> • Regular garbage • Kitchen waste • Containers with food or residue • Styrofoam (break into small pieces to fit) • Diapers • Glass or Light bulbs • Soiled or waxed cardboard (food or oil soaked) • Animal waste, loose grit/sawdust (must be bagged) 	<ul style="list-style-type: none"> • No liquids • No hot ashes • No construction or renovation waste • No hazardous materials (motor oil, paint, chemicals, batteries, pesticides) • No fluorescent light bulbs (please recycle) • No clean cardboard or paper • No recyclables • No yard/garden waste
<p>RECYCLABLES: Blue Lid BI-WEEKLY curbside collection of recyclable materials.</p>	<p>Mix all recyclables and leave materials loose in the blue cart. DO NOT place recyclables in bags*. Please take all glass containers and refundable beverage containers to a bottle depot. Do not pack materials into the cart: it will not empty when dumped.</p>	<ul style="list-style-type: none"> • Newspaper and flyers • All paper including envelopes, paper bags, shredded paper, paper gift wrap (please bag shredded paper and place inside recycling cart) • Magazines, soft-cover books, phone books • Cereal type boxes • Corrugated cardboard (cut in small pieces; flatten to fit in cart with lid closed) • Tin and aluminum cans (emptied and rinsed) • Clean aluminum foil and pie plates • Plastic containers with #1 to #7 recycling symbols (emptied and rinsed) • Plastic film and grocery bags • Pizza boxes (ensure no food material is left in the box) 	<ul style="list-style-type: none"> • No plastic lids under 6 inches • No carbon paper, used tissue or paper towels • No hard cover or leather-bound book covers • No plastic binders • No waxed or plastic-coated cartons (take to your nearest bottle depot) • No soiled cardboard • No foil gift wrap • No light bulbs • No Styrofoam • No glass, mirrors, or ceramic • No needles or medical waste • No motor oil, chemical containers, or paint cans • No diapers • No batteries • No used clothing • No animal feces or kitty litter

YARD AND GARDEN WASTE: Green Lid

BI-WEEKLY curbside collection of yard and garden waste, March to November.

Residents are encouraged to explore alternative methods to reduce green waste like grasscycling and composting.

Put all yard waste loosely into cart. **NO** plastic bags or containers.

Do not pack materials into the cart; it will not empty when dumped.

Yard or garden waste is not permitted in the garbage cart.

- Grass clippings
- Leaves
- Weeds
- Plant trimmings
- Prunings and branches up to 5cm (2in) in diameter AND less than 1m (3ft) long
- Yard waste must fit in cart with lid closed

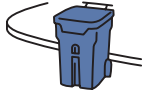
- No plastic bags
- No dirt, sod or rocks
- No kitchen waste
- No food waste or fruit droppings
- No diapers
- No used tissue or paper towels
- No regular garbage
- No tree stumps
- No animal feces or kitty litter
- No construction or renovation materials
- No agricultural or commercial waste

***NO yard waste collection
December, January or February.***

Park It, Point It, Space It

Park It

Wheels against the curb, or just off the roadway.



How you place your carts at the curb is very important.

Unless you have been contacted with special instructions, please place your carts at the curb as follows:

Park it – Place your carts on the street, with the wheels against the curb, if there is one, or just off the roadway on the shoulder**.

Point it – The arrow on the cart lid must point to the centre of the road.

Space it – Leave at least 1m (3ft) of clearance between each cart and any obstacles such as parked cars, poles, mailboxes, etc., for truck access. Carts improperly spaced will not be emptied.

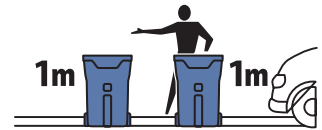


Point It

Arrow should point to centre of road.

Space It

Give at least an arm's length distance on all sides.



Prepare your carts. All material must fit within the cart and the lid must be closed.

Have your carts out by **7:00 a.m.** This will ensure they are picked up on your scheduled collection day.

See Page 1 for more info about your carts.

*No extra materials will be collected. Exception: up to two (2) additional garbage bags that have a 'tag a bag' sticker and are not inside a garbage can will be collected.

**Please do not block bicycle lanes or sidewalks. Carts must not be an obstacle for cyclists or pedestrians.

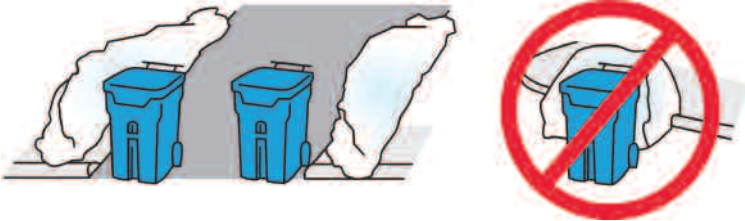
Collection may be affected when weather packs a punch

During snowy and/or icy road conditions, your garbage and recycling collection may be delayed. If your collection day is missed, leave your carts out until collection occurs, and please be patient, safety comes first.

In winter, you may need to alter the regular placement of your carts.

Find or clear an unobstructed site to put your carts out for collection.

Put carts as close as possible to the street, without obstructing the street, sidewalk or bike lane. (Often placing your carts on either side of your driveway allows for greater ease for the collection trucks and for you.)



Do not place carts behind or on top of snow banks.

Please use extra caution when wheeling carts in snowy and icy conditions.

